


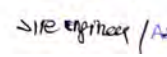
CARPET AREA STATEMENT

S.No	Block	Floor	Apt No	Apt Type	Real Carpet Area 2(K) of Act (Sq.M)	Exclusive Balcony (Sq. M)	Exclusive Varanda/ Utility/ Service OT	Total Area (Sq. M)	UDS - Land Area (Sq.M)	Covered Car Park	Open Car Park	Car Park Type
1	A	1	101	3 BED	100.56	7.41	-	139.41	44.42	1		A Basement - Covered
2	A	1	102	3 BED	100.84	6.75	-	141.45	45.07	1		A Basement - Covered
3	A	1	103	3 BED	102.14	7.41	-	141.91	45.26		1	A Surface (Open)
4	A	1	104	3 BED	102.88	6.75	-	142.01	45.26		1	A Surface (Open)
5	A	1	105	3 BED	102.23	6.75	-	142.29	45.35	1	1	A Basement - Covered, A Surface (Open)
6	A	1	106	3 BED	100.74	6.75	-	141.17	44.98	1		A Basement - Covered
7	A	1	107	3 BED	109.94	7.4	-	152.04	48.51	1	1	A Basement - Covered, A Surface (Open)
8	A	1	108	3 BED	101.58	6.74	-	142.94	45.54	1		A Basement - Covered
9	A	2	201	3 BED	100.56	7.41	-	139.41	44.42	1		A Stilt - Covered
10	A	2	202	3 BED	100.84	6.75	-	141.45	45.07	1		A Basement - Covered
11	A	2	203	3 BED	102.14	7.41	-	141.91	45.26	1		A Basement - Covered
12	A	2	204	3 BED	102.88	6.75	-	142.01	45.26	1		A Basement - Covered
13	A	2	205	3 BED	102.23	6.75	-	142.29	45.35	1		A Basement - Covered
14	A	2	206	3 BED	100.74	6.75	-	141.17	44.98	1		A Basement - Covered
15	A	2	207	3 BED	109.94	7.4	-	152.04	48.51	1		A Basement - Covered
16	A	2	208	3 BED	101.58	6.74	-	142.94	45.54		1	A Surface (Open)
17	A	3	301	3 BED	100.56	7.41	-	139.41	44.42	1		A Stilt - Covered
18	A	3	302	3 BED	100.84	6.75	-	141.45	45.07	1		A Basement - Covered
19	A	3	303	3 BED	102.14	7.41	-	141.91	45.26		1	A Surface (Open)
20	A	3	304	3 BED	102.88	6.75	-	142.01	45.26	1		A Basement - Covered
21	A	3	305	3 BED	102.23	6.75	-	142.29	45.35		1	A Surface (Open)
22	A	3	306	3 BED	100.74	6.75	-	141.17	44.98	1		A Basement - Covered
23	A	3	307	3 BED	109.94	7.4	-	152.04	48.51		1	A Surface (Open)
24	A	3	308	3 BED	101.58	6.74	-	142.94	45.54	1	1	A Basement - Covered, A Surface (Open)
25	A	4	401	3 BED	100.56	7.41	-	139.41	44.42	1		A Stilt - Covered
26	A	4	402	3 BED	100.84	6.75	-	141.45	45.07	1		A Basement - Covered
27	A	4	403	3 BED	102.14	7.41	-	141.91	45.26		1	A Surface (Open)
28	A	4	404	3 BED	102.88	6.75	-	142.01	45.26	1		A Basement - Covered
29	A	4	405	3 BED	102.23	6.75	-	142.29	45.35	1	1	A Basement - Covered, A Surface (Open)
30	A	4	406	3 BED	100.74	6.75	-	141.17	44.98	1		A Basement - Covered



 Site Engineer / *[Name]*
 For Marg Properties Ltd

S.No	Block	Floor	Apt No	Apt Type	Real Carpet Area 2(K) of Act (Sq.M)	Exclusive Balcony (Sq. M)	Exclusive Varanda/ Utility/ Service OT	Total Area (Sq. M)	UDS - Land Area (Sq.M)	Covered Car Park	Open Car Park	Car Park Type
31	A	4	407	3 BED	109.94	7.4	-	152.04	48.51		1	A Surface (Open)
32	A	4	408	3 BED	101.58	6.74	-	142.94	45.54	1		A Stilt - Covered
33	A	5	501	3 BED	100.56	7.41	-	139.41	44.42	1		A Basement - Covered
34	A	5	502	3 BED	100.84	6.75	-	141.45	45.07	1		A Basement - Covered
35	A	5	503	3 BED	102.14	7.41	-	141.91	45.26	1		A Basement - Covered
36	A	5	504	3 BED	102.88	6.75	-	142.01	45.26	1		A Stilt - Covered
37	A	5	505	3 BED	102.23	6.75	-	142.29	45.35	1		A Basement - Covered
38	A	5	506	3 BED	100.74	6.75	-	141.17	44.98	1	1	A Basement - Covered, A Surface (Open)
39	A	5	507	3 BED	109.94	7.4	-	152.04	48.51	1		A Basement - Covered
40	A	5	508	3 BED	101.58	6.74	-	142.94	45.54	1		A Basement - Covered
41	A	6	601	3 BED	100.56	7.41	-	139.41	44.42	1		A Basement - Covered
42	A	6	602	3 BED	100.84	6.75	-	141.45	45.07	1		A Basement - Covered
43	A	6	603	3 BED	102.14	7.41	-	141.91	45.26		1	A Surface (Open)
44	A	6	604	3 BED	102.88	6.75	-	142.01	45.26	1		A Basement - Covered
45	A	6	605	3 BED	102.23	6.75	-	142.29	45.35	1		A Basement - Covered
46	A	6	606	3 BED	100.74	6.75	-	141.17	44.98	1		A Basement - Covered
47	A	6	607	3 BED	109.94	7.4	-	152.04	48.51	1		A Basement - Covered
48	A	6	608	3 BED	101.58	6.74	-	142.94	45.54	1		A Basement - Covered
49	A	7	701	3 BED	100.56	7.41	-	139.41	44.42	1		A Basement - Covered
50	A	7	702	3 BED	100.84	6.75	-	141.45	45.07	1		A Basement - Covered
51	A	7	703	3 BED	102.14	7.41	-	141.91	45.26	1		A Basement - Covered
52	A	7	704	3 BED	102.88	6.75	-	142.01	45.26	1		A Basement - Covered
53	A	7	705	3 BED	102.23	6.75	-	142.29	45.35	1		A Basement - Covered
54	A	7	706	3 BED	100.74	6.75	-	141.17	44.98	1		A Basement - Covered
55	A	7	707	3 BED	109.94	7.4	-	152.04	48.51	2		A Basement - Tandem
56	A	7	708	3 BED	101.58	6.74	-	142.94	45.54	1		A Stilt - Covered
57	A	8	801	3 BED	100.56	7.41	-	139.41	44.42	1		B Stilt - Covered
58	A	8	802	3 BED	100.84	6.75	-	141.45	45.07	1		A Basement - Covered
59	A	8	803	3 BED	102.14	7.41	-	141.91	45.26	1		A Basement - Covered
60	A	8	804	3 BED	102.88	6.75	-	142.01	45.26	1		A Basement - Covered
61	A	8	805	3 BED	102.23	6.75	-	142.29	45.35		2	A Stilt - Open Tandem



 Site Engineer / Authorised Signatory


 Site Engineer / Authorised Signatory

S.No	Block	Floor	Apt No	Apt Type	Real Carpet Area 2(K) of Act (Sq.M)	Exclusive Balcony (Sq. M)	Exclusive Varanda/ Utility/ Service OT	Total Area (Sq. M)	UDS - Land Area (Sq.M)	Covered Car Park	Open Car Park	Car Park Type
62	A	8	806	3 BED	100.74	6.75	-	141.17	44.98	1		A Basement - Covered
63	A	8	807	3 BED	109.94	7.4	-	152.04	48.51	1		A Basement - Covered
64	A	8	808	3 BED	101.58	6.74	-	142.94	45.54	1		A Basement - Covered
65	A	9	901	3 BED	100.56	7.41	-	139.41	44.42	1		A Basement - Covered
66	A	9	902	3 BED	100.84	6.75	-	141.45	45.07	1		A Basement - Covered
67	A	9	903	3 BED	102.14	7.41	-	141.91	45.26	1		A Basement - Covered
68	A	9	904	3 BED	102.88	6.75	-	142.01	45.26	1		A Basement - Covered
69	A	9	905	3 BED	102.23	6.75	-	142.29	45.35	1		A Basement - Covered
70	A	9	906	3 BED	100.74	6.75	-	141.17	44.98	1		A Basement - Covered
71	A	9	907	3 BED	109.94	7.4	-	152.04	48.51	1		A Basement - Covered
72	A	9	908	3 BED	101.58	6.74	-	142.94	45.54	1		A Basement - Covered
73	A	10	1001	3 BED	100.56	7.41	-	139.41	44.42	1		A Basement - Covered
74	A	10	1002	3 BED	100.84	6.75	-	141.45	45.07		1	A Surface (Open)
75	A	10	1003	3 BED	102.14	7.41	-	141.91	45.26	1		A Stilt - Covered
76	A	10	1004	3 BED	102.88	6.75	-	142.01	45.26	1		A Stilt - Covered
77	A	10	1005	3 BED	102.23	6.75	-	142.29	45.35	1		A Stilt - Covered
78	A	10	1006	3 BED	100.74	6.75	-	141.17	44.98	1		A Basement - Covered
79	A	10	1007	3 BED	109.94	7.4	-	152.04	48.51	1		B Stilt - Covered
80	A	10	1008	3 BED	101.58	6.74	-	142.94	45.54	1		A Stilt - Covered
81	A	11	1101	3 BED	100.56	7.41	-	139.41	44.42	1		B Stilt - Covered
82	A	11	1102	3 BED	100.84	6.75	-	141.45	45.07	1	1	A Basement - Covered, A Stilt - Open
83	A	11	1103	3 BED	102.14	7.41	-	141.91	45.26	1		A Stilt - Covered
84	A	11	1104	3 BED	102.88	6.75	-	142.01	45.26	1		A Stilt - Covered
85	A	11	1105	3 BED	102.23	6.75	-	142.29	45.35	1		A Stilt - Covered
86	A	11	1106	3 BED	100.74	6.75	-	141.17	44.98		1	A Surface (Open)
87	A	11	1107	3 BED	109.94	7.4	-	152.04	48.51	1	1	A Stilt - Covered, A Surface (Open)
88	A	11	1108	3 BED	101.58	6.74	-	142.94	45.54	1		A Stilt - Covered
89	A	12	1201	3 BED	100.56	7.41	-	139.41	44.42		1	A Surface (Open)
90	A	12	1202	3 BED	100.84	6.75	-	141.45	45.07		1	A Surface (Open)
91	A	12	1203	3 BED	102.14	7.41	-	141.91	45.26	1		A Basement - Covered
92	A	12	1204	3 BED	102.88	6.75	-	142.01	45.26	1		A Basement - Covered


 Site Engineer / Authorized Signatory

SN o	Block	Floor	Apt No	Apt Type	Real Carpet Area 2(K) of Act (Sq.M)	Exclusive Balcony (Sq. M)	Exclusive Varanda/ Utility/ Service OT	Total Area (Sq. M)	UDS - Land Area (Sq.M)	Covered Car Park	Open Car Park	Car Park Type
93	A	12	1205	3 BED	102.23	6.75	-	142.29	45.35	1		A Basement - Covered
94	A	12	1206	3 BED	100.74	6.75	-	141.17	44.98	1		A Basement - Covered
95	A	12	1207	3 BED	109.94	7.4	-	152.04	48.51	1		A Basement - Covered
96	A	12	1208	3 BED	101.58	6.74	-	142.94	45.54	1		A Stilt - Covered
97	A	13	1301	3 BED	100.56	7.41	-	139.41	44.42	1	1	A Basement - Covered,A Surface (Open)
98	A	13	1302	3 BED	100.84	6.75	-	141.45	45.07	2		A Stilt - Covered Tandem
99	A	13	1303	3 BED	102.14	7.41	-	141.91	45.26	1		A Basement - Covered
100	A	13	1304	3 BED	102.88	6.75	-	142.01	45.26		2	A Stilt - Open Tandem
101	A	13	1305	3 BED	102.23	6.75	-	142.29	45.35	1		A Basement - Covered
102	A	13	1306	3 BED	100.74	6.75	-	141.17	44.98	1		A Basement - Covered
103	A	13	1307	3 BED	109.94	7.4	-	152.04	48.51	1		A Basement - Covered
104	A	13	1308	3 BED	101.58	6.74	-	142.94	45.54	1		A Basement - Covered
105	A	14	1401	3 BED	100.56	7.41	-	139.41	44.42	1	1	A Basement - Covered,A Surface (Open)
106	A	14	1402	3 BED	100.84	6.75	-	141.45	45.07	1		A Basement - Covered
107	A	14	1403	Duplex	198.51	6.14	98.33	282.06	89.96	2		A Stilt - Covered Tandem
108	A	14	1404	3 BED	102.88	7.41	-	142.01	45.26	1		A Basement - Covered
109	A	14	1405	3 BED	102.23	7.41	-	142.29	45.35	1		B Stilt - Covered
110	A	14	1406	Duplex	189.51	6.44	102.88	264.96	84.48	1		A Basement - Covered
111	A	14	1407	3 BED	109.94	7.4	-	152.04	48.51	1		A Basement - Covered
112	A	14	1408	3 BED	101.58	6.74	-	142.94	45.54	1		A Basement - Covered
113	A	15	1501	3 BED	100.56	7.41	-	139.41	44.42	1		A Basement - Covered
114	A	15	1502	3 BED	100.84	6.75	-	141.45	45.07	1		A Basement - Covered
115	A	15	1504	3 BED	102.88	7.41	-	142.01	45.26	1		A Basement - Covered
116	A	15	1505	3 BED	102.23	7.41	-	142.29	45.35	1		A Basement - Covered
117	A	15	1507	3 BED	109.94	7.4	-	152.04	48.51	1		A Basement - Covered
118	A	15	1508	3 BED	101.58	6.74	-	142.94	45.54	1		A Basement - Covered
119	A	16	1601	Penthouse	200.37	5.48	41.08	280.11	89.31	1		A Basement - Covered
120	A	16	1602	Penthouse	190.89	4.285	37.36	263.38	83.92	1		A Basement - Covered
121	A	16	1603	Penthouse	211.15	5.48	40.24	292.66	93.31	2		A Basement - Tandem

Fair Marg Properties Limited

Site Engineer / Authorised Signatory